

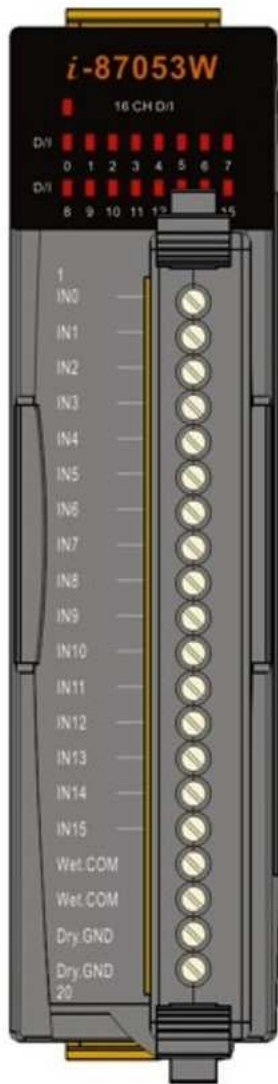
I-87053W Hardware User Guide *Ver 1.1*

Last Modified 28/04/2008

I-87053W Specifications

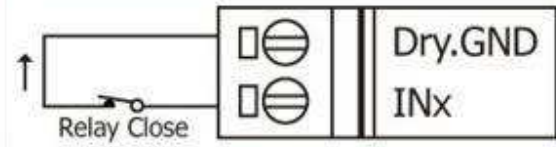
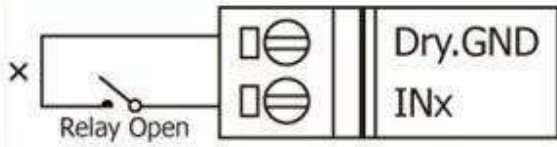
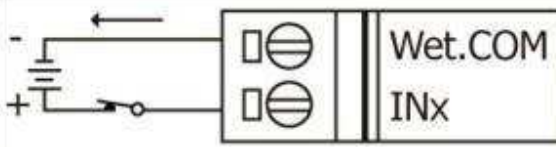
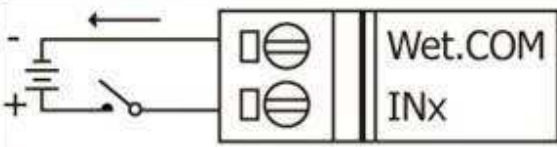
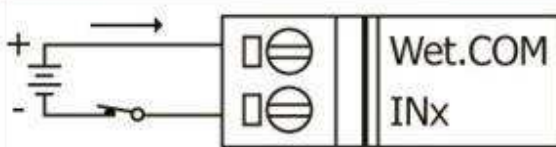
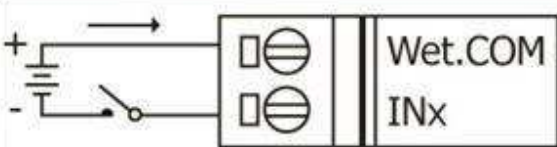
Digital input Module	
<i>Input Channels</i>	<i>16(Sink/Source)</i>
<i>Input Type</i>	<i>Isolated differential digital input</i>
<i>ON State</i>	<i>+3.5V~30V</i>
<i>OFF State</i>	<i>+1V Max.</i>
<i>Input Impedance</i>	<i>3K Ohms, 0.25W</i>
<i>Isolation Voltage</i>	<i>3750 Vrms</i>
<i>ESD 4KV Protection</i>	<i>Yes, contact for each terminal</i>
<i>LED Display</i>	<i>1 LED as Power/ Communication Indicator 16 LED as Digital Input Indicators</i>
<i>Power Consumption</i>	<i>0.6W max.</i>

I-87053W Pin Assignment



Terminal No.	Pin Assignment Name
01	IN0
02	IN1
03	IN2
04	IN3
05	IN4
06	IN5
07	IN6
08	IN7
09	IN8
10	IN9
11	IN10
12	IN11
13	IN12
14	IN13
15	IN14
16	IN15
17	Wet.COM
18	Wet.COM
19	Dry.GND
20	Dry.GND

I-87053W Wire Connection Type

Input Type	On State, LED On Readback as 1	Off State, LED Off Readback as 0
Dry Contact	Relay On	Relay Off
		
Wet Contact (Source)	Voltage > 3.5V	Voltage < 1V
		
Wet Contact (Sink)	Open Collector On	Open Collector Off
		

I-87053W Internal I/O Structure

